



**Researching the Redwoods:
A New Approach to
Archival Internships**

HUMBOLDT STATE UNIVERSITY



What is this about?

The Panel

Carly Marino, *Special Collections Librarian*

Alex Childers, *Library Scholar Intern*

Hartford Johnson, *Library Scholar Intern*

Brianne Hagen, *Metadata and Cataloging Librarian*

Sarah Godlin, *Library Scholar Intern*

Karin Anderson Grantham, *Joint Chief Resource Management and Science, Redwood National Park*

Internships and the Professions

Engage

Transformative

Content Creators

Humboldt State University Library Scholar Internship


Project-based internship designed to impact student learning.



- Curricular Focused
- Interdisciplinary
- Team Based
- Paid
- Field Trips
- Service to Community



Redwood National Park Internship



Project Based Internship



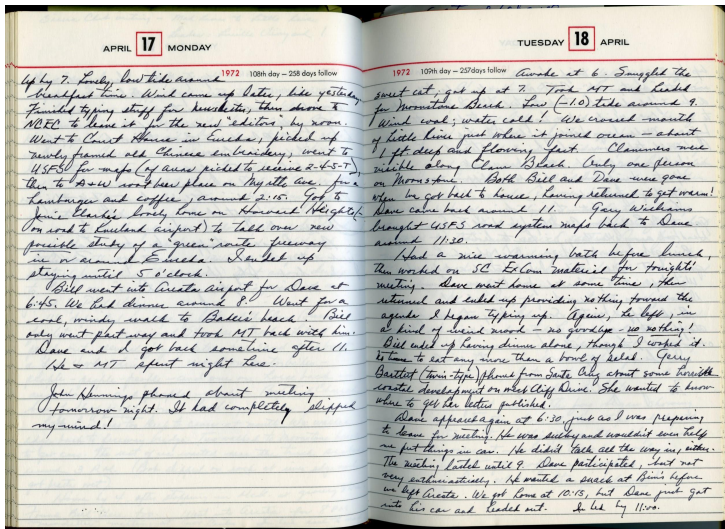
Funding



Internship Design

- Google Drive - Collaborative work plan
- Marketing - social media and events
- Pay it forward - tell their stories to donors, leave notes to future interns
- Field Trips
- SkillShops and Librarian Support

Accomplishments



- Lucille Vinyard Journals
- Researching the Redwoods website: rnp.omeka.net
- Grand Opening
- Collections Processed



RESEARCHING THE REDWOODS

[Browse Items](#)

[Browse Collections](#)

[Browse Exhibits](#)

[Map](#)

[Lucille Vinyard Journals](#)

[Additional Info](#)



Aerial image, Gold Bluffs Beach, 1965

An aerial image of Golds Bluff Beach taken in 1965. Part of Gold Bluffs Beach slide box.

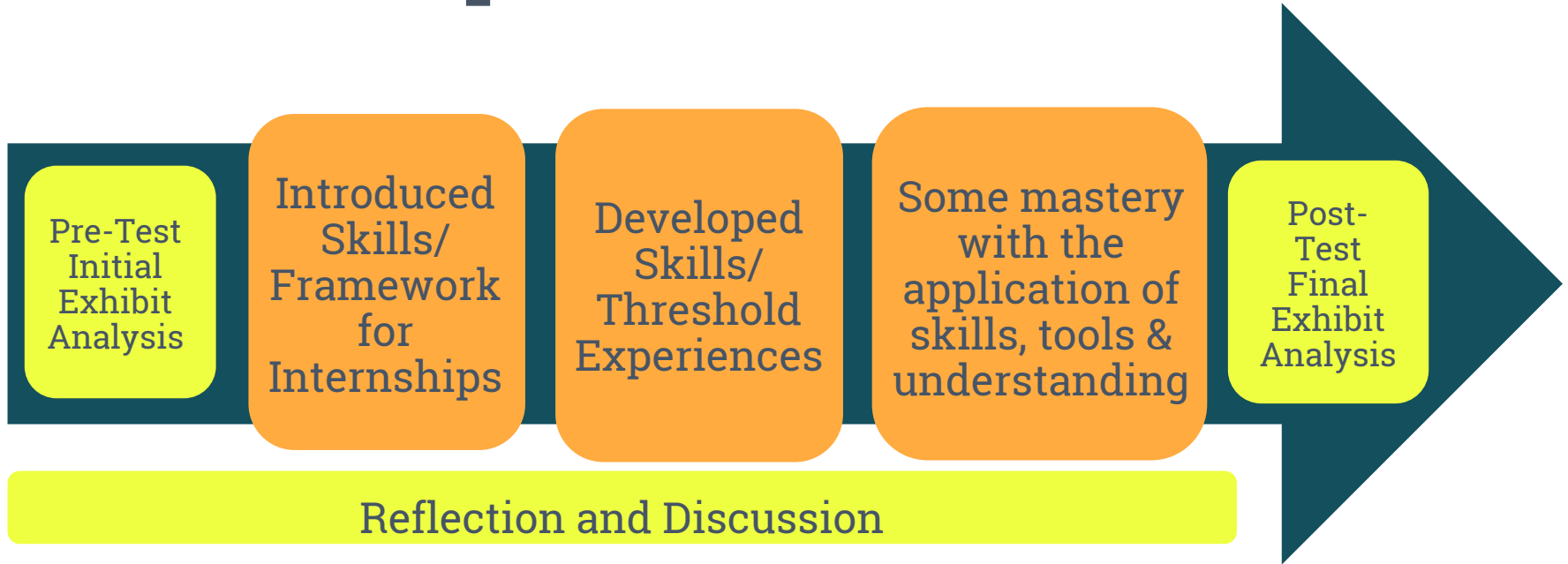


Student Learning and the Framework

Designing student learning assessment in an internship





Assessment and Library Scholar Internship Curriculum



What is next?

Exhibits to launch site
Clarke Museum - Library
Consider Using Omeka in Future

Library Scholar Interns (Spring 2016 - Spring 2018)



Alex Childers

Computer Science











RESEARCHING THE REDWOODS

[Browse Items](#)

[Browse Collections](#)

[Browse Exhibits](#)

[Map](#)

[Lucille Vinyard Journals](#)

[Additional Info](#)



RESEARCHING
THE




What worked?

Training

“I don't expect you to know everything before you get here.”

Communication



What I've Learned



Career



Personal

What's changed for me?

Hartford Johnson

Archival Intern for Humboldt State University



Field Work



Visiting the archives at the Redwood National Park South Operations Center



Visiting the RNP dedication site at Lady Bird Johnson grove

Meeting People



Karin Anderson Grantham, the Joint Chief of Resource Management and Sciences for the Redwood National Park South Operations Center in Orick, CA.



Mary Ann Madej, retired Geologist who worked for the USGS out of the Redwood National Park South Operations Center in Orick, CA.

What I've Learned/Plans for Future

The screenshot displays the ICMS interface for managing archival collections. The main window shows a collection record for 'HSU - Archives (4-level) - Collection'. The 'Collection Title' field is populated with 'RECORDS OF WAMP COLLECTION LOCATION OFFICERS, 303 999AS 1980-2000'. Below this, a list of sub-collections is visible, including 'BUDDOUM HONGKONG ACTIVISM PAPERS', 'Mary Ann Model Papers', 'HSU Text Collection', 'TOMLINSON BANCH PHOTOGRAPHY COLLECTION', 'BUDDOUM H. HONGKONG COLLECTION', and 'MARTIN LUTTON COLLECTION'. A 'Field Help' window is open, providing detailed instructions for entering collection numbers and sub-collections. The 'Field Help' text reads: 'Requires entries with a standard format for Collection level records and sub-collection level records. Assign letters or numbers in one combination, without spaces, parentheses or other symbols. A period (.) defines sub-collection records. Example: Collection: 300 Sub-collection: 300.01 Assign a number to the collection. You may choose the number freely. The collection number links all the levels of a collection and appears on the screen for all records in the collection. The collection number is not the same as the existing number.'

The interface also shows a table of 'Archive Numbers' and 'Series' records. The table has columns for 'Archive Numbers', 'Series No.', and 'Series Title'. The data rows are as follows:

Archive Numbers	Series No.	Series Title
HSU 002	001	Series I: Millidge Erosion and Road Restorals
HSU 002	001.0001	Subseries A: Soil Carbon
HSU 002	001	Stream Geomorphology, Water Quality and Assessment
HSU 002	002.000	Subseries B: Stream Monitoring Program and Geomorphology
HSU 002	002.002	Series III: Shaded Areas Projects and Microclimate
HSU 002	002.003	Series IV: Maps and Field Notes

A look at the technical side of archiving through ICMS

Madej Collection and ICMS

Sarah Godlin- English Major





**Mary Ann Madej
And her crew
studying
Redwood
National Park's
logged land
acquisition**

The physical
collection
(40 linear feet)





The Interns meeting
the creator of the
collection they are
processing




**Mary Ann Madej explaining
aspects of her collection
To help us feature the right
things on the site**



ICMS

Interior Collections Management System



Omekadata

Or, I never metadata I didn't like!

Brianne Hagen
Metadata & Cataloging Librarian
Humboldt State University
brianne.hagen@humboldt.edu
I describe things.



RESEARCHING THE REDWOODS

RNP.OMEKA.NET

Merle Shuster, Shuster Photograph Collection



Created at Humboldt State
University Library
with support from
Redwood National and State Parks
Humboldt State University, 1
Harpst Street, Arcata, CA 95521



Dashboard

Items

Collections

Item Types

Tags

Exhibits

Map

Omeka Api Import

Simple Vocab

LC Suggest

Comments

Simple Pages

Browse Items (418 total)



Add an Item

Show Details

Search Items

Quick Filter ▾

1

of 9



Select all 418 results

0 items selected

Edit

Delete

<input type="checkbox"/>	Title ↕	Creator ↕	Type	Date Added ↕
<input type="checkbox"/>	 California Legislature Assembly Committee on Natural Resources and Conservation (Private) Details · Edit · Delete			Mar 20, 2018
<input type="checkbox"/>	 Facts And Fiction About The Redwood Forests Responsible Citizens Should Know Which Is Which (Private) Details · Edit · Delete		Text	Mar 20, 2018
<input type="checkbox"/>	 Crowd shot of people waiting for Airforce 1 to arrive for Redwood National Park dedication, August 1969. Details · Edit · Delete	Boyle, Katie	Still Image	Mar 5, 2018
<input type="checkbox"/>	 Transcript of Speech by Lady Bird Johnson given at the Redwood National Park Dedication Details · Edit · Delete		Text	Feb 27, 2018
<input type="checkbox"/>	 Redwood National Park Dedication Program Details · Edit · Delete		Still Image	Feb 19, 2018
<input type="checkbox"/>	 A Change in Thinking Details · Edit · Delete		Text	Feb 5, 2018
<input type="checkbox"/>	 "Cat Road Build to Retrieve One Log" Details · Edit · Delete	unknown	Still Image	Feb 5, 2018

Dashboard

Items

Collections

Item Types

Tags

Exhibits

Map

Omeka Api Import

Simple Vocab

LC Suggest

Comments

Simple Pages

Edit Item #527: "California Legislature Assembl...



Dublin Core

Item Type Metadata

Files

Tags

Map

Dublin Core

The Dublin Core metadata element set is common to all Omeka records, including items, files, and collections. For more information see, <http://dublincore.org/documents/dces/>.

Is Part Of

A related resource in which the described resource is physically or logically included.

Add Input

Select Below

Title

A name given to the resource

Add Input

Transcribe the Title as supplied by the Humboldt Room. Refrain from using initial articles (and, a, it, the) or brackets.

California Legislature Assembly Committee on Natural Resources and Conservation

Use HTML

Subject

The topic of the resource

Add Input

Hit "Add Input" button & create separate subject entries for the image.

You may repeat your Subject entries between different images, if applicable.

Use HTML

Save Changes

View Public Page

Delete

Public: Featured:

Collection

Select Below

rnp

Researching the Redwoods - url: ~~http://redwoodsproject.omeka.net~~

Needs: Bring 3 sites under the umbrella of one
- redwood.omeka.net
- vineyard.omeka.net
- hsrredwoodsproject.omeka.net

Sub ↳ sitemap 3 ~~collections~~ sites by exhibits / items
↳ assess depth of metadata
what are current levels?
what level would we like?
- what do we need to get the collection to this level?

Questions

- Who is our audience?
- Is there a target audience we're missing?
- Does the project tend itself to coming outside of base audience?

3a How is this work benefiting the community?
3b Should we provide links to local redwood-related sites?

How do we do this?

- Research current metadata assessment levels
- Build an own system; implement it
- get site stats to assess how people are searching; clicking through; search terms

What is good? Just good enough?

How do we implement it?

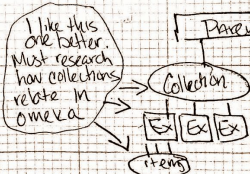

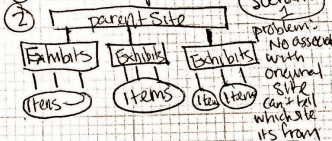
4) How do we expect it to be used, or want it to be used?

5) How findable is it?

5a How findable do we want it to be?

5b Next steps: where are we now and where do we need to go to get to ideal?

1) Sitemaps






Memo No.

Mo Tu We Th Fr Sa Su

Date / /

Qualities of a library scholar intern working with descriptive metadata

- Detail-oriented
- * notices errors
- * describes items well
- * does good research
- * appreciates library description
- Always learning
- * learns system
- * automates iterative processes
- * **CURIOUS**



Go to the site:

RESEARCHING THE REDWOODS

Find each of the following. Note the steps you took to find it, whether it was easy it was to find, how many results you got, and any errors you encountered. There are no wrong answers or way to find things!

An image from 1965

URL: _____

Steps: _____

Notes:

A newspaper article

URL: _____

Steps: _____

Notes:

Questions for your consideration:


1. How easy are the exhibits to navigate?
2. Are the descriptions for the collections balanced? Were you able to find everything you searched for with your search terms? What terms might you consider adding?
3. What do you think of the layout of the site? How it looks and feels?
4. Are there areas that could be improved? In what ways?

**Knowledge
is power!**





SUCCESSSES

A hand-drawn sketch in blue ink on lined paper depicts a pair of hands holding a yellow sticky note. The word "Opportunities" is written in cursive on the note. The sketch is simple and expressive, with the hands shown from the wrists up, fingers slightly curled as if holding the note. The background consists of horizontal lines on the paper.

Opportunities

- ~~Google analytics~~
- ~~Embedded PDF viewer~~
- Metadata assessment
- Preservation needs
- Create more content!
- Crowd-sourcing
- Metadata literacy instruction



THANK
YOU!



Questions?



What is your experience with interns?

- Successful projects?
- Tips and lessons learned?

How do you structure and organize student assistant or internship programs?